

					
Dog Ear Privacy	Dog Ear Picket	Sunrise Privacy	Sunrise Picket	Sunset Privacy	Sunset Picket
					
Top Cap Privacy	Top Cap Picket	Shadowbox	Board on Board	Sunrise Shadowbox	Sunrise Picket w/ French Gothic Posts
					
Top Cap Board on Board	8FT Dog Ear Privacy	4FT Tall French Gothic Picket	4FT Tall French Gothic Privacy	3 Rail Split Rail with wire (4FT)	Sunrise Privacy w/ French Gothic Posts


					
2 Rail Split Rail with wire (3FT)	3 Rail Estate Rail with Wire (4FT)	4 Rail Estate Rail with Wire (5FT)	Post & Wire	Dog Ear with French Gothic Posts	4FT French Gothic with French Gothic Posts
					
Flat Top Aluminum	Bronze Color	White Color	Flat Top w Spears	Spear Top	Staggered Spear
					
Puppy Picket	Double Picket	54" Flush Bottom	Rainbow Double Gate	Arched Walk Gate	Estate Arch Double Gate
					
Spring on Wood Gate	Vinyl Standard	Vinyl Accent Picket	Vinyl with Lattice	Chainlink - Silver	Chainlink - Black



V300
PRIVACY
(6' OR 8' WIDE)




V3215D
PRIVACY WITH
DIAGONAL LATTICE




V3215SQ
PRIVACY WITH
SQUARE LATTICE



V3215DS
PRIVACY WITH
SMALL DIAGONAL
LATTICE



V3215OE
PRIVACY WITH OLD
ENGLISH LATTICE



V3700
PRIVACY WITH
STRAIGHT
PICKET TOP




V3701
PRIVACY WITH
FRAMED
PICKET TOP



V3706
PRIVACY WITH
STEPPED
PICKET TOP




V3707
PRIVACY WITH
SCALLOPED
PICKET TOP




V5006
SEMI-PRIVACY WITH 6" BOARDS



V5215D
SEMI-PRIVACY WITH 6" BOARDS
AND DIAGONAL LATTICE



V500A
SEMI-PRIVACY WITH ALTERNATING
6" AND 1-1/2" BOARDS




V500
SEMI-PRIVACY WITH 3" BOARDS



V210
BOARD ON BOARD




V210D
BOARD ON BOARD WITH
DIAGONAL LATTICE




V2700
BOARD ON BOARD WITH
STRAIGHT PICKET TOP




V2701
BOARD ON BOARD WITH
FRAMED PICKET TOP



V700
1-1/2" X 1-1/2" STRAIGHT TOP PICKET



V707
1-1/2" X 1-1/2" SCALLOPED PICKET



V706
1-1/2" X 1-1/2"
STEPPED TOP PICKET



V701
1-1/2" X 1-1/2"
FRAMED TOP PICKET



V708
1-1/2" X 1-1/2"
ARCHED TOP PICKET



V350-TR
7/8" X 3" PICKETS WITH
DOG-EAR PICKET CAPS



V353-TR
7/8" X 3" ARCHED PICKETS
W/ DOG-EAR PICKET CAPS



V401-TR
7/8" X 3" PICKETS W/
POINTED PICKET CAPS




V402-TR
7/8" X 3" SCALLOPED
PICKETS W/ POINTED
PICKET CAPS




V406-TR
7/8" X 3" STEPPED
PICKETS W/ POINTED
PICKET CAPS



V401R-TR
7/8" X 3" PICKETS WITH
POINTED PICKET CAPS
(REDUCED SPACING)



V401N-TR
7/8" X 1-1/2" PICKETS W/
POINTED PICKET CAPS



V401NR-TR
7/8" X 1-1/2" PICKETS W/
POINTED PICKET CAPS
(REDUCED SPACING)



V402NR-TR
7/8" X 1-1/2" SCALLOPED
W/ POINTED PICKET CAPS
(REDUCED SPACING)

One of the most popular fence styles in the USA is the Illusions Vinyl Fence Classic Victorian Picket.

Using 1-1/2" x 1-1/2" pickets, it is a maintenance-free look alike of the old red cedar fence. All of the panels are carefully designed with the classic look in mind and are available in colors and woodgrains.



V702
1-1/2" X 1-1/2"
STAGGERED TOP PICKET



V703
1-1/2" X 1-1/2"
STAGGERED PICKET



V703S
1-1/2" X 1-1/2"
STAGGERED SCALLOPED
PICKET



V705
1-1/2" X 1-1/2"
FRAMED STAGGERED
PICKET



2-RAIL



3-RAIL




4-RAIL



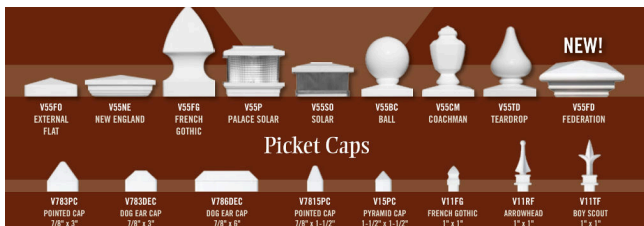
CROSSBUCK



2-RAIL DIAMOND



3-RAIL DIAMOND



LIFETIME WARRANTY - Our lifetime warranty covers workmanship and labor, while materials carry their own individual limited lifetime warranty.

WOOD FENCES: We do not use pre-made panels - everything is stick built on site (4x4x8 posts, 2x4x8 rails (3 rails on most fences 5FT - 6FT, 2 rails on 4FT tall fences and some 5FT tall fences), and 1x6x6 dog ear pickets). Wood materials come with a Lifetime Limited Warranty through the manufacturer against damage by fungal decay or termite infestation. Wood is a natural product of nature and may twist, warp, bow, crack and fade in color - these things are not warranted. With wood fences, you can expect some maintenance is needed each year - some customers like to replace some pickets each year or stain or seal their fences. All wood is pressure treated pine and can normally be stained or sealed after the wood dries out after installation.

ALUMINUM / VINYL FENCES: We use aluminum from a local supplier that is based out of the Charlotte NC area - they are a great manufacturer -- most fence companies use their materials. They provide a limited lifetime warranty on the fence itself - it will not peel, fade, or crack -- although it is a scratchable material, you do not need to worry about the screws rusting or the fence pigment changing. We also provide a lifetime warranty on our workmanship and labor -- we use concrete in every post hole and provide free gate adjustments for life.

The fence warranty plus our install warranty means the entire project is covered under some type of warranty 100%

FREE GATE ADJUSTMENTS FOR LIFE - Over time, your gate may start to sag or drag on the ground. This can happen when the posts settle after install. This is normal - and we provide a free re-alignment to all of our customers, at no charge. Just call us when this happens, and we can go out, readjust the hinges, and make sure the gate will swing and open / close properly again. Walk gates over 5FT in width or double gates over 10FT in width are not part of the gate adjustment warranty as they will be prone to sagging. If you have a larger gate that sags, you may need to add a wheel or metal frame to the gate later on for additional support. Wood replacement or gate hardware replacement is not included in a gate adjustment. The adjustment refers to realigning the hinges or latch to help the gate latch properly.

WE USE CONCRETE IN EVERY POST HOLE - Aluminum fences will have 20 - 30 lbs of concrete per each post hole, while wood and vinyl fences will have 30 - 40 lbs of concrete per each post hole. There is always a little bit more at the gate hinge post to help prevent gate sagging in the future. We always dig approx 2FT in the ground and use a dry-mix cement.

HOA HELP - If you have an HOA, we can help with the entire HOA submission process. We only need a copy of your land survey, the HOA application form, and your HOA's contact email. We can fill out the paperwork for you and submit to your HOA once you provide a 50% deposit.

STAINING / SEALING - Your wood fence is pressure treated, however it is best to stain or seal your fence to help keep it protected from outdoor elements. Staining can be done about 2 - 3 months after the fence is installed - your fence will start to show signs of weathering at various stages to the wood drying process, depending on how much sunlight or moisture it gets.

UNDERGROUND UTILITIES - We contact NC/SC 811 for underground public utilities to be marked before an installation. This includes lines such as, but not limited to, cable, communication lines, gas, electric and some city water lines. Private lines are not marked by 811 and not the responsibility of the company, should damage occur. These private lines include, but are not limited to, irrigation, sprinkler, drainage, septic, water or sewer lines coming off the house. If you have private lines at your home, please mark those prior to installation or choose to move the fence lines away from these lines.

PROPERTY LINES - We do not provide land surveying of your property. If you are not sure where your property lines are, or if you do not have a land survey, please contact a local surveying company prior to your estimate or installation so these lines can be flagged or marked prior to installation work.

- > **We always use quality materials.**
- > **All of our fence installers are experienced.**
- > **We are licensed and insured.**

After you pay your deposit, a tentative install date will be sent to you. We also email or call about a week in advance to reconfirm the day we will be there. You do not need to be home for the fence installation to take place, but it is best to be available by phone in case the installers do have questions.

If you need HOA approval, your HOA may take 4 - 6 weeks to send an approval on the fence project - Some HOA's are behind because of COVID right now. If you do choose to color stain your fence, your HOA may also need to approve this color.

Your fence installation would take approximately 1 - 2 days for install, weather permitting. Please let us know if you have any questions - we can reserve your fence installation date with a 50% deposit. Payments can be made via credit card, check, or cash. Cash payments receive a 3% discount.